



OMEGA DRAINNY PLUS Roof Underlay

An extremely diffusive roof underlay designed for use under metal covering. It is equipped with 3-dimensional polypropylene mesh fabric, has in addition an integrated butyl adhesive tape, and is laid directly on the wood sheathing. The mesh fabric protects the sheathing from heat and damage from the metal and guarantees that the underlay is ventilated from above.

FIELD OF APPLICATION

- especially for use under metal covering
- for vented pitched roofs
- high quality protection for wood and insulation
- installation directly on the thermal insulation or wood sheathing

ADVANTAGES

- rain-tight
- wind-tight
- UV-stability
- 100% recyclable
- non-glare
- anti-slip

If interested please request sample







RECOMMENDED ACCESSORIES



AVAILABLE IN THE FOLLOWING DIMENSIONS

Roll width	1,5 m
Roll length	25 m
Roll area	37,5 m ²
Roll weight	16,90 kg

PRODUCT DATA ACCORDING TO STANDARD EN 13859-1 / EN 13859-2

Material composition	3-layer PP fleece with 3-dimensional PP mesh fabric			
Thickness	fleece	0,75mm	mesh fabric	7,5mm
Colour	light grey fleece / black mesh fabric			
Weight per unit area	450 g / m ² (± 5 %)			
Sd - value	0,02 m			
Temperature resistance	- 20 °C - + 100 °C			
UV - resistance	3 months			
Resistance to water penetration EN 1928	W1			
Elongation EN 12311-1		50 - 60 %		50 - 60 %
Tensile strength EN 12311-1		295 (± 40) N/ 50 mm		
		205 (± 40) N/ 50 mm		
Tear propagation resistance EN 12310-1		185 (± 30) N		230 (± 30) N
Storage	cool and dry			
Fire performance EN 13501-1/EN 11925-2	E			

10.2017_EN

ISOCELL

GUIDELINES FOR INSTALLATION OF OMEGA DRAINY

(1) SEPARATING LAYER BELOW THE METAL SHEET

OMEGA Drainy roofing membrane is installed parallel to the eaves on boarding. The SECTIONS are nailed and concealed on the side facing the roof ridge at the overlap (marked edge). Where overlaps are necessary, such as vertical edges, penetration points, valleys and dormer windows the fabric is removed over a width of 10cm at the overlap. The overlaps are glued with OMEGA QUILLI or joined using the integrated adhesive strip. When installing OMEGA Drainy roofing membrane it is important to have a clean substrate as otherwise the highly breathable membrane can be damaged mechanically and no liability can be accepted on the part of the manufacturer. Any damage that occurs must be remedied immediately.

(2) EAVES CONSTRUCTION

We recommend drainage using a metal section.

(3) PENETRATION POINTS


Openings where the roof is penetrated (outlet vents, roof windows, chimneys etc.) should be kept as small as possible and the membrane sections should be attached in such a way that no rain or snow can enter. The seal must be made with sealing tape and sleeves from ISOCELL GmbH.

Make sure that the substrate is clean! The manufacturer can accept no liability for mechanical damage. The applicable regulations and guidelines (e.g. of the ZVDH (Central Association of German Roofers) for Germany, Austrian Standard, ÖNORM B 4119, for Austria, ...) must be observed!

Wood preservatives can influence the impermeability of the underlay. Do not hesitate to contact our applications engineers who are always pleased to provide information!

The OMEGA Drainy does not replace roof covering. The roof must be covered at least 2 months after installation of the OMEGA Drainy.

If the roof is not covered immediately after installation of the membrane, the section must be fixed mechanically. Where increased rain-tightness of the lower roof is needed in accordance with ÖNORM B 4119, the construction must be protected by, e.g. tarpaulin.



ISOCELL GmbH
Gewerbestraße 9
5202 NEUMARKT AM WALLERSEE | Österreich
Tel.: +43 6216 4108 | Fax: +43 6216 7979
office@isocell.at

ISOCELL SCHWEIZ AG
Herbergstrasse 29
9524 ZUZWIL | Suisse /Schweiz
Tel.: +41 71 544 47 20
office@isocell.ch

ISOCELL FRANCE
170 Rue Jean Monnet | ZAC de Prat Pip Sud
29490 GUIPAVAS | France
Tél.: +33 2 98 42 11 00 | Fax: +33 2 98 42 11 99
contact@isocell-france.fr

ISOCELL BUREEL BELGIË
Außenborner Weg 1 | Schoppen
4770 AMEL | Belgique
Tel.: +32 80 39 90 58 | Fax: +32 80 39 97 68
office@isocell.be

ISOCELL Sverige AB
Gamla Stallet | Stora Väsbys
194 37 UPPLANDS VÄSBY | Sverige
Tel.: +46 10 130 25 01
office@isocell.se

ISOCELL
www.isocell.com